

2019 EAGLE FIFTH WHEELS



# 2019 EAGLE FIFTH WHEELS



3 Generations of Camping!  
Camp Adler - 1991



**2**  
**YEAR**  
LIMITED  
WARRANTY



OUTSIDE KITCHEN



30.5MLOK MAIN INTERIOR

Eagle's best-selling half-ton towable fifth wheel series is now available in 2 unique interior designs: MODERN FARMHOUSE, a fresh look inspired by residential trends, features Farmhouse White wood tones, custom hardware, countertops, and flooring, with retro lighting, rustic accents, and more.

30.5MLOK MAIN INTERIOR



EAGLE HT BEDROOM





30.5MLOK MAIN INTERIOR

30.5MLOK KITCHEN

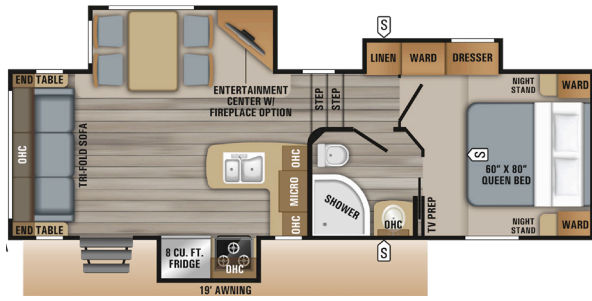


30.5MLOK MAIN INTERIOR

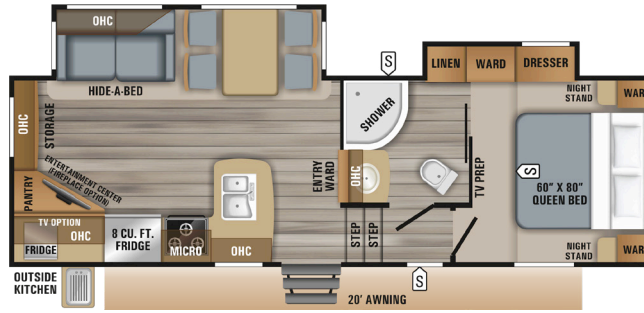


Beautiful hand-glazed brown maple  
woodwork enhances Eagle's other new  
interior design, *American Tradition*,  
shown here on an industry exclusive  
mid-living room with standard outside kitchen  
floor plan (shown with optional 13.5 cu. ft.  
refrigerator, theater seating, and exterior TV).

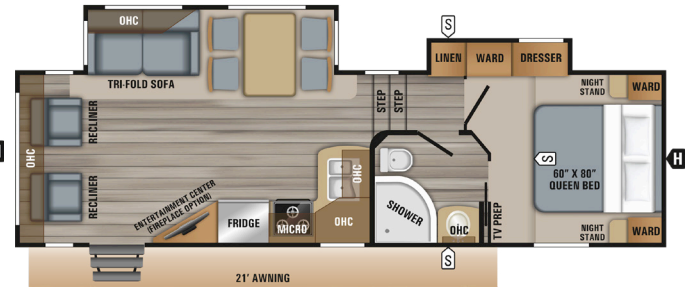
# EAGLE HT FIFTH WHEEL FLOORPLANS



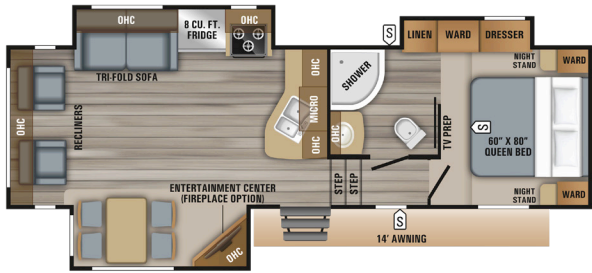
**24.5CKTS** OPTIONS: B, E



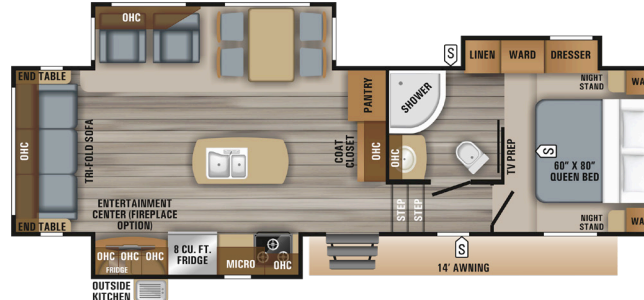
**25.5REOK** OPTIONS: A, B



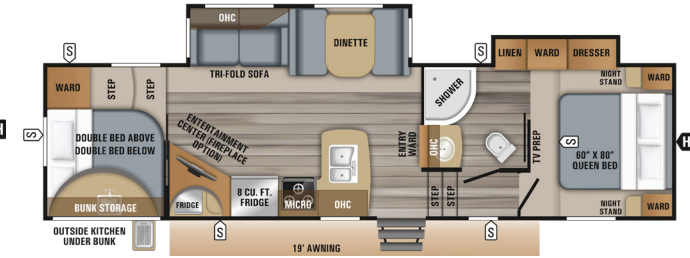
**26.5RLDS** OPTIONS: A, B



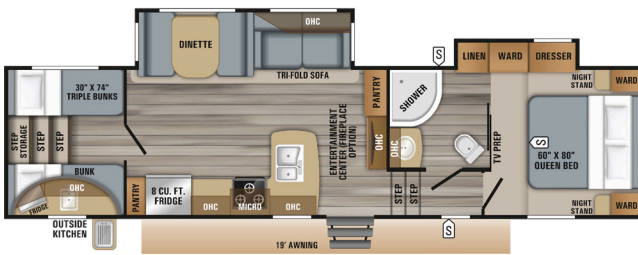
**27.5RLTS** OPTIONS: B, E



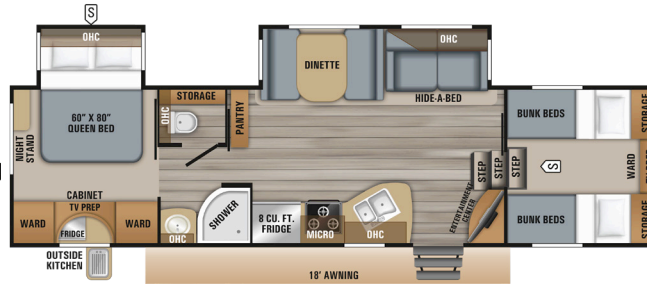
**28.5RSTS** OPTIONS: A, B



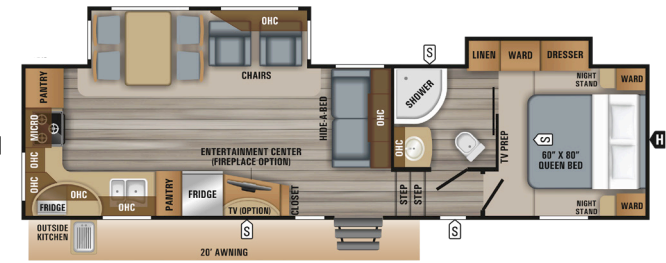
**29.5BHDS** OPTIONS: B, C, D



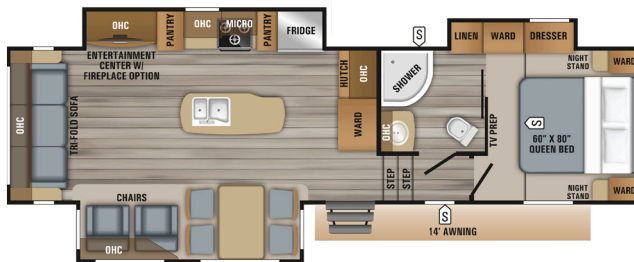
**29.5BHOK** OPTIONS: C, D, F



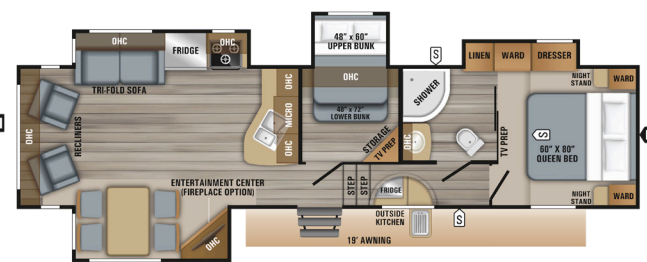
**29.5FBDS** OPTIONS: B, C, D



**30.5MLOK** OPTION: B



**30.5CKTS** OPTIONS: A, B, F



**30.5MBOK** OPTIONS: A, B, E, F

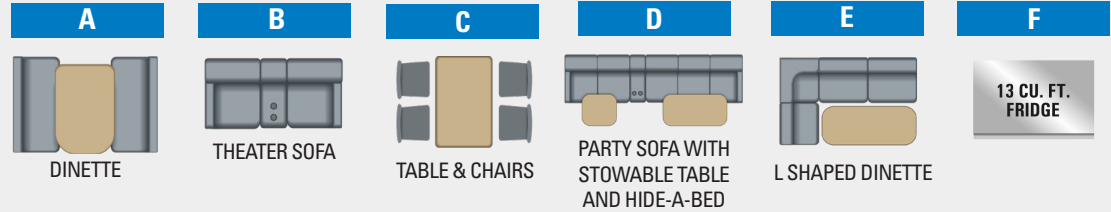


STANDARD INTEGRATED REAR 2 INCH RECEIVER HITCH WITH 300 POUND TONGUE CAPACITY.  
3,000 LB. TOWING CAPACITY (EAGLE HT ONLY)

## LEGEND

 STORAGE	MICRO	MICROWAVE
 TRAILER HITCH	OHC	OVERHEAD CABINETS
LAV BATHROOM SINK	FRIDGE	REFRIGERATOR
MED MEDICINE CABINET	WARD	WARDROBE

## OPTIONS



## EAGLE HT FIFTH WHEEL SPECS

FLOORPLAN	TOTAL EXTERIOR LENGTH	EXTERIOR TRAVEL LENGTH*	EXTERIOR WIDTH	EXTERIOR HEIGHT (WITH A/C)	EXTERIOR HEIGHT (WITH OPT. BEDROOM A/C)	INTERIOR HEIGHT (UPPER DECK)	UNLOADED VEHICLE WEIGHT	DRY HITCH WEIGHT	GROSS VEHICLE WEIGHT RATING	CARGO CARRYING CAPACITY	FRESH WATER CAPACITY (INCLUDES WATER HEATER)	GREY WASTE WATER CAPACITY**	BLACK WASTE WATER CAPACITY	SLEEP CAPACITY
<b>24.5KTS</b>	29' 5"	28' 6"	8' 0"	12' 0"	12' 8"	6' 2"	7,460	1,340	9,950	2,490	49	65**	32.5	4 - 6
<b>25.5REOK</b>	29' 1"	28' 2"	8' 0"	12' 8"	12' 9"	6' 2"	7,700	1,375	9,995	2,295	49	65**	32.5	4 - 6
<b>26.5RLDS</b>	31' 6"	30' 5"	8' 0"	12' 8"	12' 8"	6' 2"	7,595	1,530	9,995	2,400	49	65**	32.5	4 - 6
<b>27.5RLTS</b>	31' 0"	30' 3"	8' 0"	12' 1"	12' 9"	6' 2"	7,970	1,560	9,995	2,025	49	65**	32.5	4 - 6
<b>28.5RSTS</b>	33' 0"	32' 2"	8' 0"	12' 1"	12' 8"	6' 2"	8,620	1,395	10,995	2,375	49	65**	32.5	4 - 6
<b>29.5BHDS</b>	34' 9"	34' 0"	8' 0"	12' 8"	12' 8"	6' 2"	8,825	1,715	10,995	2,170	49	73.5**	32.5	8 - 10
<b>29.5BHOK</b>	35' 6"	34' 9"	8' 0"	12' 0"	12' 8"	6' 2"	8,760	1,708	11,000	2,240	49	73.5**	32.5	8 - 10
<b>29.5FBDS</b>	34' 5"	33' 8"	8' 0"	12' 9"	12' 9"	6' 2"	8,640	1,595	10,500	1,860	49	65**	32.5	8 - 10
<b>30.5CKTS</b>	34' 3"	33' 4"	8' 0"	12' 2"	12' 8"	6' 2"	8,700	1,540	11,000	2,300	49	65**	32.5	4 - 6
<b>30.5MBOK</b>	36' 7"	35' 11"	8' 0"	12' 5"	13' 2"	6' 2"	10,110	1,840	11,950	1,840	81	65**	32.5	6 - 8
<b>30.5MLOK</b>	34' 5"	33' 9"	8' 0"	12' 8"	12' 8"	6' 2"	8,550	1,519	11,000	2,450	49	65**	32.5	4 - 6

\* Distance from the pinbox to the bumper; total exterior length may be longer.

\*\* Split tank

It is important for your safety and enjoyment that your tow vehicle be adequately sized and equipped to tow and handle the GVWR of the RV you select. Review weights and rating of your tow vehicle and consult a competent advisor for questions or advice. Whether you are new to RVing or a veteran, get a feel for the performance of your tow vehicle before heading out on the roadways. When you tow an RV, you must drive differently than when you drive a single vehicle. Practice hooking up, driving, backing up and braking in a safe environment or seek out professional instruction. Jayco affixes a weight label to each RV which lists weight information for that vehicle. See specifications chart above.

**Unloaded Vehicle Weight (UVW):** Sometimes referred to as "Dry Weight," UVW means the typical weight of this trailer as built at the factory; The UVW, as used in product literature and other promotional materials, does not include cargo, fresh water, propane, options or dealer-installed accessories.

**Gross Vehicle Weight Rating (GVWR):** GVWR means the maximum permissible weight of the trailer, including the UVW plus personal items, all cargo, fluids, options and dealer-installed accessories. The GVWR is equal to or greater than the sum of the UVW and the CCC.

**Cargo Carrying Capacity (CCC):** CCC means the maximum weight of personal items, food, fresh water, propane, tools, other cargo and dealer-installed accessories that can be carried by the trailer. CCC is equal to or less than GVWR minus UVW. The addition of options will decrease the CCC.

**Hitch Weight (HW):** The hitch weight, as used in product literature and other promotional materials, does not include cargo, fresh water, propane gas, options or dealer-installed accessories. The addition of these types of items will either add to or subtract from the stated hitch weight.



OUTSIDE KITCHEN



355MBQS MAIN INTERIOR

Eagle's popular mid-bunk floor plan, featuring MODERN FARMHOUSE décor, mixes contemporary kitchen styling with highly usable, custom furniture for a warm and welcoming home away from home (optional 13.5 cu. ft. refrigerator and theater seating shown).



355MBQS MAIN INTERIOR



EAGLE BEDROOM



355MBQS MAIN INTERIOR

355MBQS KITCHEN

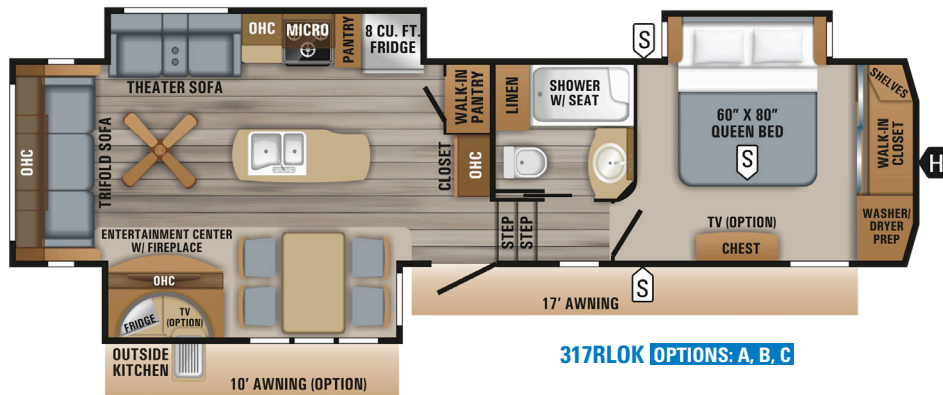


355MBQS MAIN INTERIOR

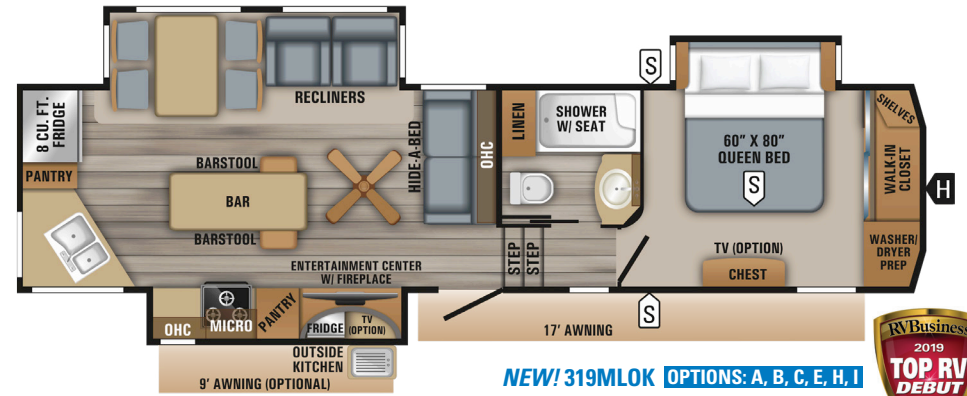


Raised-panel cabinetry, custom hardwood maple ribbon trim, and contrasting chocolate accents highlight the *Americian Tradition* décor. Huge pantry space and a large island kitchen provide great versatility while housing extra guests (shown with optional tri-fold sofa in the bunk room).

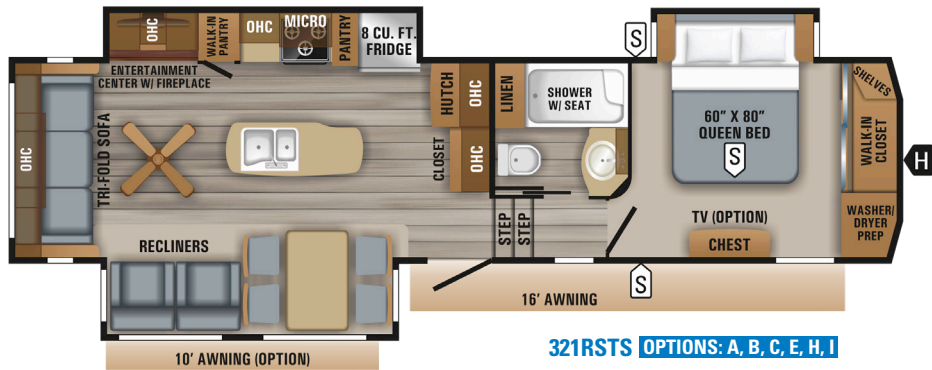
# EAGLE FIFTH WHEEL FLOORPLANS



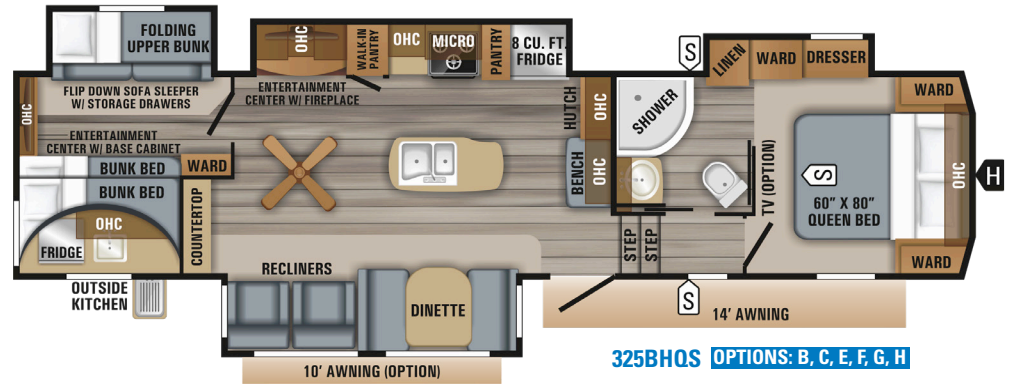
**317RLOK** OPTIONS: A, B, C



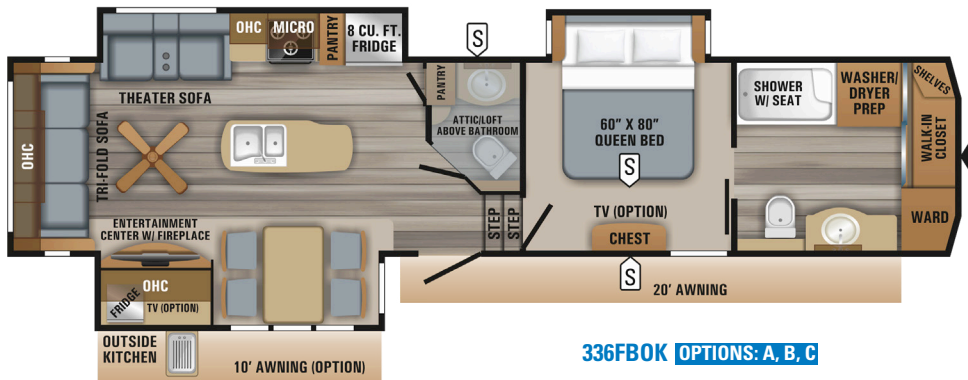
**NEW! 319MLOK** OPTIONS: A, B, C, E, H, I



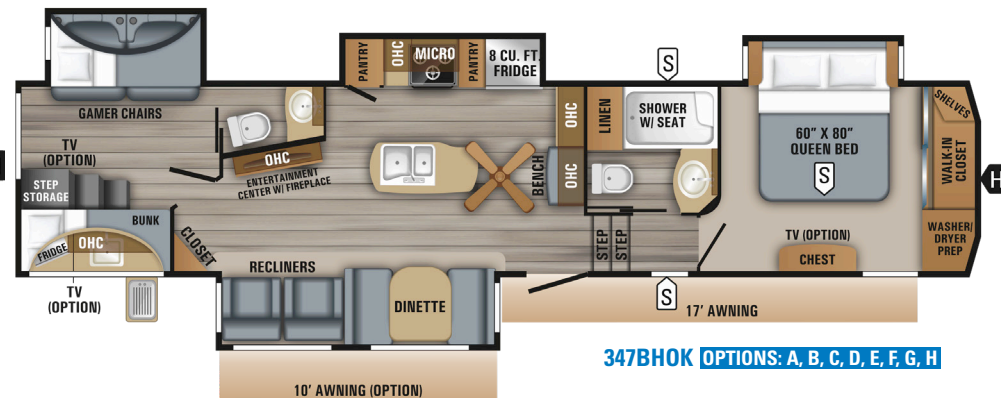
**321RSTS** OPTIONS: A, B, C, E, H, I



**325BHQS** OPTIONS: B, C, E, F, G, H

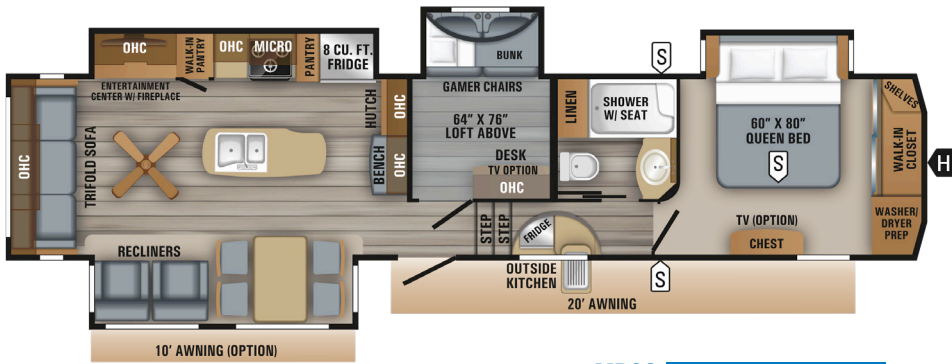


**336FBOK** OPTIONS: A, B, C

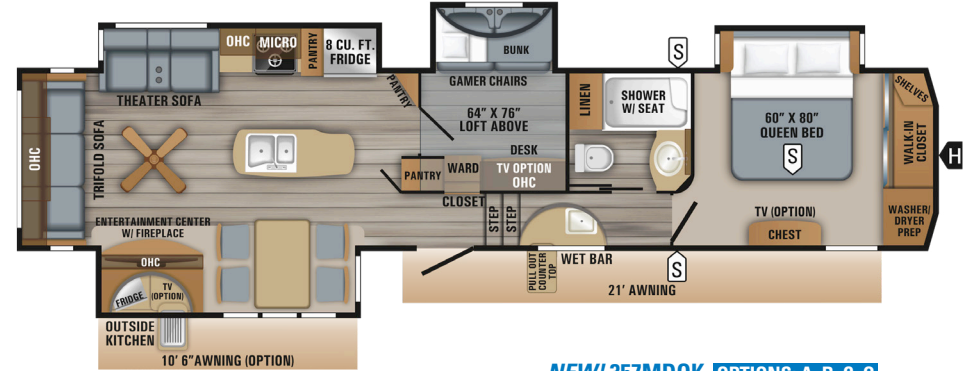


**347BHOK** OPTIONS: A, B, C, D, E, F, G, H





**355MBQS** OPTIONS: A, B, C, E, G, H, I



**NEW! 357MDOK** OPTIONS: A, B, C, G

### LEGEND

- S STORAGE
- H TRAILER HITCH
- LAV BATHROOM SINK
- MED MEDICINE CABINET
- MICRO MICROWAVE
- OHC OVERHEAD CABINETS
- FRIDGE REFRIGERATOR
- WARD WARDROBE

### OPTIONS

A	B	C	D	E	F	G	H	I
KING BED	13 CU. FT. FRIDGE OPTION	21 CU. FT. RES. FRIDGE OPTION	HIDE-A-BED	THEATER SOFA	TABLE & CHAIRS	UPPER BUNK W/ TRI-FOLD SOFA	PARTY SOFA WITH STOWABLE TABLE AND HIDE-A-BED	DINETTE

### EAGLE FIFTH WHEEL SPECS

FLOORPLAN	TOTAL EXTERIOR LENGTH	EXTERIOR TRAVEL LENGTH*	EXTERIOR WIDTH	EXTERIOR HEIGHT (WITH A/C)	EXTERIOR HEIGHT (WITH OPT. BEDROOM A/C)	INTERIOR HEIGHT (UPPER DECK)	UNLOADED VEHICLE WEIGHT	DRY HITCH WEIGHT	GROSS VEHICLE WEIGHT RATING	CARGO CARRYING CAPACITY	FRESH WATER CAPACITY (INCLUDES WATER HEATER)	GREY WASTE WATER CAPACITY**	BLACK WASTE WATER CAPACITY	SLEEP CAPACITY
<b>317RLOK</b>	36' 11"	36' 1"	8' 0"	13' 0"	13' 6"	6' 6"	10,680	1,983	12,995	2,315	81	87**	50	4
<b>319MLOK</b>	36' 11"	36' 1"	8' 0"	12' 11"	13' 2"	6' 6"	10,710	2,150	12,995	2,285	81	87**	50	4 - 6
<b>321RSTS</b>	37' 0"	36' 2"	8' 0"	13' 0"	13' 6"	6' 6"	10,605	2,065	12,700	2,095	81	87**	50	4 - 6
<b>325BHQS</b>	38' 8"	37' 10"	8' 0"	13' 4"	13' 6"	6' 6"	11,435	2,265	13,750	2,315	81	93.5**	50	8 - 10
<b>336FBOK</b>	40' 1"	39' 3"	8' 0"	13' 4"	13' 6"	6' 6"	11,290	2,128	13,750	2,460	81	87**	87**	4 - 5
<b>347BHOK</b>	41' 7"	40' 9"	8' 0"	13' 4"	13' 6"	6' 6"	12,300	2,402	14,850	2,550	81	95.5**	87**	8 - 10
<b>355MBQS</b>	42' 6"	41' 8"	8' 0"	12' 10"	13' 6"	6' 6"	12,155	2,505	14,995	2,840	81	87**	50	8 - 11
<b>357MDOK</b>	TBD	TBD	8' 0"	TBD	TBD	6' 6"	TBD	TBD	TBD	TBD	81	TBD	50	8 - 9

\* Distance from the pinbox to the bumper; total exterior length may be longer.

\*\* split tank

It is important for your safety and enjoyment that your tow vehicle be adequately sized and equipped to tow and handle the GVWR of the RV you select. Review weights and rating of your tow vehicle and consult a competent advisor for questions or advice. Whether you are new to RVing or a veteran, get a feel for the performance of your tow vehicle before heading out on the roadways. When you tow an RV, you must drive differently than when you drive a single vehicle. Practice hooking up, driving, backing up and braking in a safe environment or seek out professional instruction. Jayco affixes a weight label to each RV which lists weight information for that vehicle. See specifications chart above.

**Unloaded Vehicle Weight (UVW):** Sometimes referred to as "Dry Weight," UVW means the typical weight of this trailer as built at the factory; The UVW, as used in product literature and other promotional materials, does not include cargo, fresh water, propane, options or dealer-installed accessories.

**Gross Vehicle Weight Rating (GVWR):** GVWR means the maximum permissible weight of the trailer, including the UVW plus personal items, all cargo, fluids, options and dealer-installed accessories. The GVWR is equal to or greater than the sum of the UVW and the CCC.

**Cargo Carrying Capacity (CCC):** CCC means the maximum weight of personal items, food, fresh water, propane, tools, other cargo and dealer-installed accessories that can be carried by the trailer. CCC is equal to or less than GVWR minus UVW. The addition of options will decrease the CCC.

**Hitch Weight (HW):** The hitch weight, as used in product literature and other promotional materials, does not include cargo, fresh water, propane gas, options or dealer-installed accessories. The addition of these types of items will either add to or subtract from the stated hitch weight.

# STANDARDS & OPTIONS

Eagle HT  
Eagle

Eagle HT  
Eagle

Eagle HT  
Eagle

Customer Value Package (Mandatory)		
Goodyear® Endurance® Tires (Made in U.S.A.! Load Range 'E')	CVP	CVP
Dexter® Axles with Nev-R-Adjust® brakes and E-Z Lube® hubs	CVP	CVP
MORryde® CRE-3000™ rubberized suspension	CVP	CVP
15,000 BTU "Whisper Quiet" A/C	CVP	CVP
Quick recovery gas/electric DSI water heater (17.8 gallon per hour)	CVP	CVP
Residential Queen (60 inch x 80 inch) Simmons® mattress with under-bed storage	CVP	CVP
Electric patio awning with integrated LED lights	CVP	CVP
Custom machined aluminum rims	CVP	CVP
Rear 2 inch receiver	CVP	CVP
LED HDTV with fully digital HDMI output	40"	50"
12V AM/FM/CD/DVD/USB A/V system with Bluetooth® and HDMI®	CVP	CVP
Stainless steel range with glass cover	CVP	CVP
Stainless steel microwave with exhaust fan	CVP	CVP
Hidden hinges	CVP	CVP
Rain-proof EZ Breeze™ 350CFM bathroom power vent (patent pending, a class exclusive)	CVP	CVP
Rooftop and ground solar prep by Go Power® (an industry first!)	CVP	CVP
Upgraded friction hinge entrance door with XL grab handle	CVP	CVP
Wireless remote control system	CVP	CVP
Keyed Alike™ lock system	CVP	CVP
Backup camera prep (rear observation)	CVP	CVP
Bluetooth speaker prep	CVP	CVP
Luxury Package (Mandatory)		
Soft close residential kitchen drawers	N/A	LUX PKG
Integrated sound bar	N/A	LUX PKG
Washer/Dryer prep (N/A 325BHQS)	N/A	LUX PKG
LG® solid-surface kitchen countertop with bamboo sink cover and strainer	OPT	LUX PKG
50 amp service with dual A/C ducts and second A/C prep	OPT	LUX PKG
Frameless windows	OPT	LUX PKG
LED fireplace with 5,000 BTU electric space heater	OPT	LUX PKG
Standard Exterior Equipment		
4-Star Handling Package: • Dexter Axles with Nev-R-Adjust brakes and E-Z Lube hubs • Wet bolt fasteners and bronze bushings • Upgraded MORryde suspension • Upgraded Goodyear tires	•	•
HELIX Cooling System™ (industry exclusive): • Exterior-mounted 15,000 BTU "Whisper Quiet" A/C unit • Jayco exclusive insulated duct design • Directional and closeable A/C vents • Larger return air vents with user accessible filters	•	•
Climate Shield™ zero-degree-tested weather protection: • Fully enclosed and heated underbelly (ducted) • High BTU output furnace • Double layer fiberglass batt insulation in ceiling and floor • Double sided radiant barrier insulation (roof, floor, cap, and slide room floors) • PEX plumbing	•	•
I-class™ cambered, structural steel I-beam frame	•	•

StrongholdVBL™ aluminum framed and vacuum bond laminated gel-coated fiberglass exterior walls (including rear wall and slide room end walls)	•	•
Magnum Truss™ Roof System (strongest tested roof in the industry) with one piece, seamless DiFlex II material	•	•
JaySMART™ (Safety Markers And Reverse Travel) LED Lighting (patent-pending)	•	•
High gloss, fiberglass front cap with built-in specialty LED lighting	•	•
LED exterior lighting package	•	•
Custom automotive-grade vinyl exterior graphics package	•	•
Power service with detachable Powersmart™ LED shore power cord	30AMP	50AMP
Dual 30 lb. propane bottles with auto regulator	•	•
Sturdy, anti-slip aluminum entrance steps (Made in U.S.A.!) with blue LED light	•	•
Pass-through storage with Slam-latch™ baggage doors	•	•
Digital TV antenna	•	•
Exterior marine-grade speakers	•	•
Fully enclosed, LED lit universal docking center with quick connect outside shower, city water connection, and black tank flush	•	•
Independent satellite and whole coach cable hookups	•	•
Battery disconnect	•	•
Water heater bypass	•	•
Under-mounted spare tire	•	•
LP quick connect (outside grill prep)	•	•
Roof ladder	•	•
"Industry's BEST" outside kitchen (select models)	•	•
Front electric landing gear	•	•
Rear electric stabilizer jacks	OPT	STD
Standard Interior Equipment		
Solid hardwood slide fascia	•	•
Handcrafted and glazed doors, drawers and trim	•	•
Heavy-duty, 75 lb., full extension, steel ball-bearing drawer guides	•	•
5/8 inch tongue and groove joined plywood floor decking	•	•
Shaw® residential carpeting with R2X® stain guard	•	•
Shaw residential carpet pad with R-value and sound dampening	•	•
"Wood Plank" vinyl flooring (standard minimal carpeting)	•	•
LED interior lighting throughout	•	•
LED dimmer switches in main room and dining area	•	•
Central command center with built-in tank monitoring	•	•
Tri-fold hide-a-bed sofa with residential sleep surface (select models)	•	•
Swivel glider recliners (select models)	•	•
Stainless steel kitchen sink	•	•
Brushed nickel kitchen faucet with pullout sprayer	•	•
8 cu. ft. gas/electric refrigerator with freezer	•	•
Dual USB charging ports (kitchen and bedroom)	•	•
12V charging station	•	•
Extra 110V power outlets in kitchen and slide rooms	•	•
Bathroom skylight	•	•

LED backlit medicine cabinet with custom framed mirror (industry exclusive)	•	•
Bathroom stone and glass tile backsplash	•	•
Blue LED nightlights (bathrooms and bunkrooms)	•	•
Porcelain foot flush toilet	•	•
360 Siphon™ roof vent	•	•
Residential quilted bedspread and pillows	•	•
Smart LED Reading Lights (with blue nightlight mode)	•	•
CPAP prepped bedroom	•	•
Carbon monoxide and LP detector	•	•
Hardwood safety handrail on steps	•	•
110V ceiling fan (FW only)	N/A	•
Options		
Canadian standards	OPT	OPT
Custom contemporary or traditional interior design (Industry First!)	OPT	OPT
16" Goodyear Endurance tire upgrade	OPT	STD
Freestanding rustic table with with leaf, storage, and 2 folding chairs	OPT	OPT
Booth dinette (select models)	OPT	OPT
50 amp service with dual A/C ducting and 2nd A/C prep	OPT	LUX PKG
2nd 15,000 ultra low profile A/C	OPT	OPT
LED fireplace, 5,000 BTU electric heater (requires 50 amp service, N/A 295FBDS)	OPT	LUX PKG
Wall hugger theater seating (select models, STD on 322RLOK, 317RLOK, 336FBOK, 357MDOK)	OPT	OPT
2nd tri-fold hide-a-bed sofa (select models)	OPT	OPT
LG HI-MACS® solid-surface kitchen countertops	OPT	LUX PKG
Rear electric stabilizer jacks	OPT	STD
Electric auto-leveling system (in place of rear electric jacks)	OPT	OPT
King-sized Simmons® BeautyRest® mattress (N/A 325BHQS)	N/A	OPT
13.5 cu. ft. gas/electric refrigerator (select models)	OPT	OPT
21 cu. ft. residential refrigerator + 1200W pure sine wave inverter	N/A	OPT
2nd power awning	N/A	OPT
MORryde "RPB" Rubber Pin Box	N/A	OPT
MORryde Orbital™ 90° Rubber Pin Box	OPT	N/A
MORryde StepAbove entry steps (STD on select models)	OPT	OPT
32 inch LED TV in master bedroom	N/A	OPT
32 inch LED TV in bunk house (select models)	N/A	OPT
32 inch LED TV in outside kitchen (select models)	OPT	OPT
Pantry (322RLOK, 338RETS)	N/A	N/A
Wireless backup/review camera kit	OPT	OPT
Sani-con® Turbo waste management system	OPT	OPT
Dry Camping Package (generator prep and extra propane capacity)	OPT	OPT
Frameless windows	OPT	LUX PKG
Frameless dual pane tinted safety glass windows	OPT	OPT

<b>CVP</b> - Customer Value Package	<b>N/A</b> - Not Available	<b>STD</b> - Standard
<b>OPT</b> - Optional	• - Standard	
<b>LUX PKG</b> - Luxury Package		



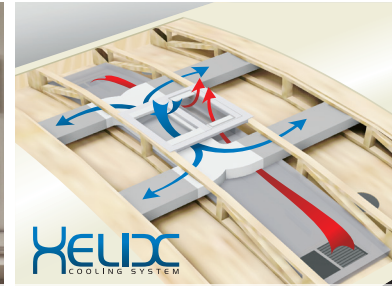
KEYED-ALIKE LOCK SYSTEM



HARDWOOD SLIDE ROOM FASCIA



INDUSTRY EXCLUSIVE LED BACKLIT MIRROR



HELIX WHISPER QUIET COOLING SYSTEM WITH JAYCO-EXCLUSIVE DUCT DESIGN



LG SOLID-SURFACE KITCHEN COUNTERTOP WITH BAMBOO SINK COVER AND STRAINER



MORRYDE CRE3000 RUBBERIZED SUSPENSION



RESIDENTIAL SIMMONS MATTRESS



360 SIPHON ROOF VENT



SHAW RESIDENTIAL CARPETING WITH R2X STAIN GUARD, R-VALUE AND SOUND DAMPENING



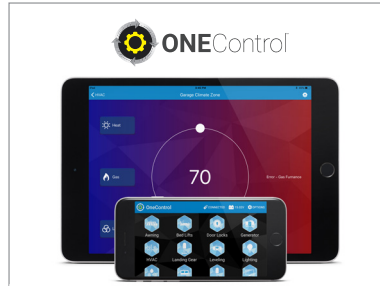
POTS AND PANS DRAWER WITH 75 LB. CAPACITY



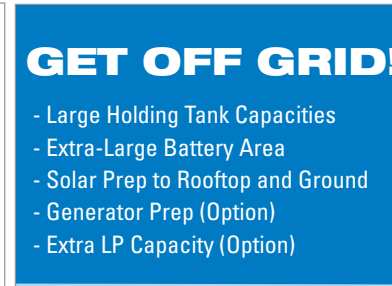
12V 3-ZONE FURRIION® AV SYSTEM WITH HDMI AND BLUETOOTH



INTEGRATED REAR 2-INCH RECEIVER HITCH



OPTIONAL AUTO-LEVELING UPGRADE FEATURES WI-FI REMOTE CONTROL VIA APP



- GET OFF GRID!**
- Large Holding Tank Capacities
  - Extra-Large Battery Area
  - Solar Prep to Rooftop and Ground
  - Generator Prep (Option)
  - Extra LP Capacity (Option)

OPTIONAL DRY CAMPING PACKAGE WITH GEN PREP



GO POWER! GROUND AND ROOFTOP SOLAR PREP



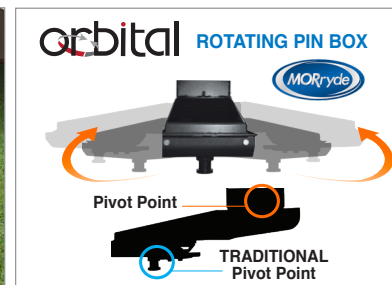
OPTIONAL FURRIION BACKUP CAMERA SYSTEM



OPTIONAL SANI-CON TURBO WASTE MANAGEMENT SYSTEM



MORRYDE STEPABOVE (OPTIONAL, STD ON SELECT MODELS)



OPTIONAL MORRYDE ORBITAL PIN BOX (EAGLE HT FIFTH WHEEL ONLY)



OPTIONAL MORRYDE "RPB" RUBBER PIN BOX (EAGLE FIFTH WHEEL ONLY)

**1** **4 STAR HANDLING PACKAGE**

- ★ **DEXTER AXLE** **DEXTER AXLES WITH NEV-R-ADJUST BRAKES**  
The Benchmark of the trailer industry!
- ★ **DEXTER AXLE** **DEXTER WET BOLT FASTENERS AND BRONZE BUSHINGS**  
Resists the wear-and-tear of towing.
- ★ **MORryde** **MORRYDE RUBBERIZED SUSPENSION SYSTEM**  
Better absorbs and isolates road shock.
- ★ **GOODYEAR** **GOODYEAR ENDURANCE TIRES**  
Made in the U.S.A. and featuring the patented Durawall® technology.

\* Upgrade to our 5-star handling package by adding an optional MORryde pin box



- 2** **STRONGHOLD VBL™** Eagle flaunts the industry's strongest vacuum-bonded lamination. We laminate each sidewall, rear wall, slide room wall, and slide room end walls for 16 minutes at 144 tons of pressure, then use aluminum strips to conceal unsightly vertical lines.
- 3** **HELIX Whisper Quiet Cooling System:** standard 15,000 BTU AC with specialty ducts dramatically reduces noise while increasing efficiency
- 4** **PIN BOX OPTIONS:** MORryde RPB or Orbital specialty pin box upgrades available
- 5** **BETTER BUILDING MATERIALS:** Tongue and groove joined plywood is used to deck both the roof and the floor
- 6** **JaySMART™ LIGHTING:** Jayco's exclusive, patent-pending S.M.A.R.T. (Safety Markers And Reverse Travel) lighting increases safety and visibility

**7** **MAGNUM ROOF SYSTEM** BY JAYCO

JAYCO'S ROOF **VS** OTHER ROOFS  
**4,500 POUNDS** ON A JAYCO ROOF VS. OTHER ROOFS  
**50% Stronger!**



**8** **CLIMATESHIELD**

**Extend your camping season with the Jayco Climate Shield.**  
It protects against extreme heat and extreme freezing—even in temperatures as high as 100 degrees or as low as zero degrees (Fahrenheit).\*

LIVING ROOM	KITCHEN	BATHROOM	HOLDING TANK	BEDROOM
0°F 70°F	0°F 69°F	0°F 71°F	0°F 60°F	0°F 71°F
100°F 69°F	100°F 70°F	100°F 68°F	100°F 72°F	100°F 71°F

\*Jayco tested fifth wheels in zero degrees F and 100 degrees F weather over an extended period of time in a controlled environment, and all functions of the coach were fully operational. Testing was done in a completely controlled environment; therefore, temperatures during testing may not represent actual temperatures in nature and cannot account for elements such as wind or moisture. In actual use, unit may not perform as well. Supplier of cooling components does not guarantee anything better than 20 degrees difference from ambient temperature. In addition, outside components are subject to freezing and require steps to properly insulate. Jayco's limited warranty does not cover damage caused by freezing. To learn more about Climate Shield and testing done by Jayco, visit [www.jayco.com](http://www.jayco.com).



Meet your Jayco Dealer \_\_\_\_\_

Travel with Confidence \_\_\_\_\_

Follow Jayco  
#Jayco50



At Jayco, we build our RVs to handle every adventure, then back them with our industry-leading 2-year limited warranty. We, with support from our select partners, have you covered for **2 camping seasons**. That's **730 days**. You won't find a better warranty in the business, because the only strings we attach are those that deliver the ultimate in reliability. That's the Jayco difference. So go explore. For a copy of our 2-year limited warranty with complete terms and conditions, please contact your local Jayco dealer.